

Forsyth County 2010/2011 Child Care Profile

530 N. Spring Street, Winston-Salem, NC 27101 • 336-761-5100 • Toll Free 1-800-937-7610
 mail@workfamilyresource.org • www.workfamilyresource.org

OUR COMMUNITY

TOTAL POPULATION	2010
Total Population – all ages	351,335

Source: US Census 2010 ACS 1-Year Estimates – Table B01003

NUMBER OF CHILDREN BY AGE	2010	
	NUMBER	PERCENT
Birth – 2 Years	14,382	25.65%
3 – 4 Years	9,351	16.68%
5 Years	4,733	8.44%
6 – 12 Years	27,598	49.23%
Total	56,064	100.00%

Source: US Census 2010 ACS 1-Year Estimates - Table B09001

CHILDREN UNDER 6 BY EMPLOYMENT STATUS OF PARENTS	2010	
	NUMBER	PERCENT
Total number of children under 6	26,846	100%
Living with 2 parents	16,269	60.6%
Both parents working	8,749	53.8%
One parent working	7,080	43.5%
Living with mother only	7,873	29.3%
Mother working	6,421	81.6%
Living with father only	2,704	10.1%
Father working	2,484	91.9%
Total children with working parents	24,734	92.1%
Total children with all parents in family in labor force	17,654	65.8%

Source: US Census 2010 ACS 1-Year Estimates

Children up to age 12 make up 16% of the total population in Forsyth County (351,335). A large percentage (39%) of children under 6 years of age live in single parent households. Sixty percent (60%) live in households with only one working parent.

The median household income in Forsyth County is \$43,537. This was 3% below the median household income for the state of North Carolina (\$45,069) and 15% less than the nation's (\$51,425) median household income. Twenty-seven (27%) of Forsyth County's children 11 years of age and under live in poverty. In 2010, the poverty rate in Forsyth county was at 16.4% while the same rate for North Carolina was 17.5% and 15.3% for the United States.

In July of 2011 the unemployment rate for Forsyth County was 9.9% compared to 10.4% for the state of North Carolina and 9.3% for the United States.

HOUSEHOLD INCOME	2010	
	NUMBER	PERCENT
Total households	137,777	100.0%
Less than \$10,000	12,461	9.0%
\$10,000 to \$14,999	8,288	6.0%
\$15,000 to \$24,999	15,766	11.4%
\$25,000 to \$34,999	18,230	13.2%
\$35,000 to \$49,999	21,245	15.4%
\$50,000 to \$74,999	25,971	18.9%
\$75,000 and higher	35,816	26.0%

Source: US Census 2010 ACS 1-Year Estimates

MEDIAN HOUSEHOLD INCOME AND POVERTY LEVEL	2010
	NUMBER
Median Household Income	\$43,537
Poverty Level	16.4%

Source: US Census 2010 ACS 1-Year Estimates

CHILDREN LIVING BELOW POVERTY LEVEL	2010
	NUMBER
Under age 5	6,374
Age 5	1,312
Age 6 - 11	7,368

Source: 2010 American Community Survey 1-Year Estimates



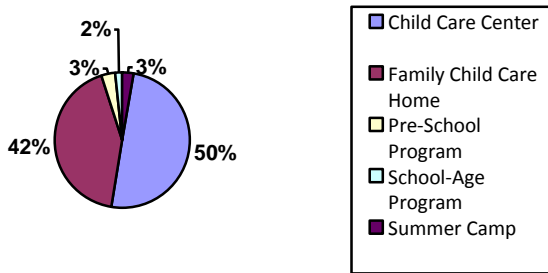
REQUESTS FOR CHILD CARE



TYPE OF CARE

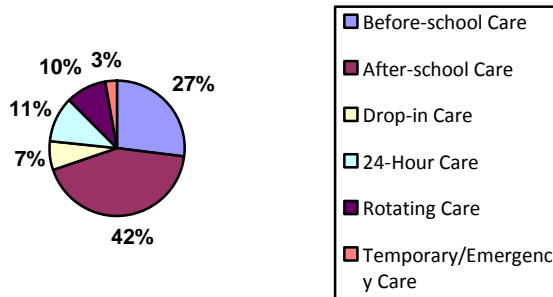
During the 2010-2011 fiscal year, WFRC provided child care resource and referrals services to 1123 families and 1554 children.

TRADITIONAL CARE REQUESTED



Note: Percentages are based on the number of children.
Source: Region 10 CCR&R NACCRRAware Database

NON-TRADITIONAL CARE REQUESTED



Note: Percentages are based on the number of children.
Source: Region 10 CCR&R NACCRRAware Database

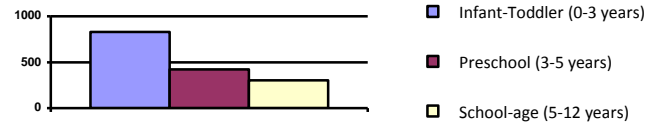
SCHEDULE OF CARE REQUESTED	2010 - 2011	
	NUMBER	PERCENT
Full-time (Full day, Full week)	1,506	96.9%
Part-time (Part day and/or part week)	34	2.2%
Both	14	0.9%
Total	1,554	100%

Note: Totals based on number of children.
Source: Region 10 CCR&R NACCRRAware Database

AGE

Infant care represented 53.5% of the requests for child care, while preschool age care totaled 27% and school age care came in at 19.5% of the total referrals made during the fiscal year by WFRC.

Age Care Requested



AGE OF CARE REQUESTED	2010 - 2011	
	NUMBER	PERCENT
Infant-Toddler (0-3 years)	831	53.5%
Preschool (3-5 years)	420	27.0%
School-age (5-12 years)	303	19.5%
Total	1,554	100%

Source: Region 10 CCR&R NACCRRAware Database.

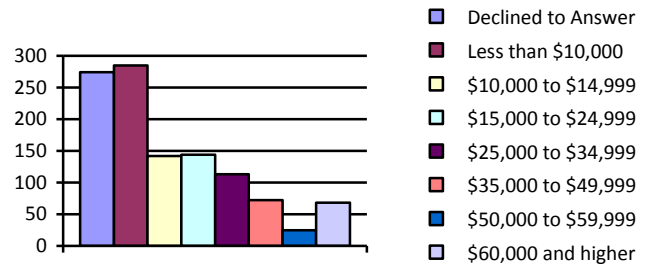
LANGUAGE

CHILDREN WHOSE FAMILIES RECEIVED REFERRALS AND LANGUAGE SPOKEN	2010 - 2011	
	NUMBER	PERCENT
Total number of children whose families received referrals	1,554	100.0%
Referrals in English	1,416	91.1%
Referrals in 2 nd most common Language*	138	8.9%

Note: *2nd most common language is Spanish
Source: Region 10 CCR&R NACCRRAware Database.

FAMILY INCOME

Household Income



HOUSEHOLD INCOME OF FAMILIES SERVED	2010 - 2011	
	NUMBER	PERCENT
Total Households	1123	0.993
Declined to Answer	274	24.4%
Less than \$10,000	285	25.4%
\$10,000 to \$14,999	142	12.6%
\$15,000 to \$24,999	144	12.8%
\$25,000 to \$34,999	113	10.1%
\$35,000 to \$49,999	72	6.4%
\$50,000 to \$59,999	25	2.2%
\$60,000 and higher	68	6.1%

Source: Region 10 CCR&R NACCRRAware Database

EARLY LEARNING ENVIRONMENTS

The tables below provide insight into the star rated license, the types of care available and the cost of care available across our community.

QUALITY OF CHILD CARE

The quality of a child care program sets the stage for successful early learning and life-long achievements. The Division of Child Development and Early Education, North Carolina's regulatory agency for child care, created the Five Star Rated Licensing System as a tool to assist families with identifying quality child care.

A one star license indicates a child care program meets North Carolina's minimum standards to be licensed. Two to five stars indicate a program has met higher standards.



CAPACITY			
TYPE OF CARE	MAXIMUM LICENSED SPACES	NUMBER OF CHILDREN ENROLLED	CURRENT AVAILABLE CAPACITY
Centers	13,478	6,974	48%
Family Child Care Homes	2,960	968	67%

LICENSE TYPE	CHILD CARE CENTERS			
	PROGRAMS		ENROLLMENT	
	NUMBER	PERCENT	NUMBER	PERCENT
GS110	19	17.3%	1,239	17.8%
One Star	14	12.7%	530	7.6%
Two Stars	7	6.4%	447	6.4%
Three Stars	24	21.8%	1,347	19.3%
Four Stars	22	20%	1,645	23.6%
Five Stars	24	21.8%	1,766	25.3%
Total	110	100.00%	6,974	100.00%

LICENSE TYPE	FAMILY CHILD CARE HOMES			
	PROGRAMS		ENROLLMENT	
	NUMBER	PERCENT	NUMBER	PERCENT
One Star	29	21.2%	159	16.4%
Two Stars	20	14.6%	116	12.0%
Three Stars	33	24.1%	286	29.6%
Four Stars	32	23.3%	216	22.3%
Five Stars	23	16.8%	191	19.7%
Total	137	100.00%	968	100.00%

Source: DCDEE Child Care Statistical Detail Report – July 2011

TYPES OF CHILD CARE

There are numerous types of child care options available in our county allowing the specific needs of each child/family to be met.

TYPE OF CARE	NUMBER
Child Care Centers	110
Family Child Care Homes	137
GS110-106	19
Part-day Preschools	41
School-age Programs	54
Head Start	13
NC Pre-K	29
Summer Camps	90

Note: NCPK, Head Start and GS-110 may be duplicated under other types of care. All numbers include licensed and/or legally operating facilities.

Source: Region 10 CCR&R NACCRRAware Database

COST OF CHILD CARE

The cost of child care varies depending on the age of the child being placed in care, the type of care selected, its license type, and the duration of care needed.

AVERAGE WEEKLY AND ANNUAL RATES BY LICENSED CHILD CARE

AGE RANGE	CHILD CARE CENTERS		FAMILY CHILD CARE HOMES	
	WEEKLY	ANNUAL	WEEKLY	ANNUAL
Infants	\$151.83	\$7,895.16	\$126.66	\$6,586.32
Toddlers	\$148.48	\$7,720.96	\$123.67	\$6,430.84
2 year olds	\$135.55	\$7,048.60	\$119.25	\$6,201.00
3 year olds	\$127.30	\$6,619.60	\$116.06	\$6,035.12
4 & 5 year olds	\$125.24	\$6,512.48	\$114.46	\$5,951.92
School-age	\$96.50	\$5,018.00	\$97.18	\$5,053.36

AVERAGE FULL-TIME WEEKLY RATES BY STAR LICENSED CHILD CARE CENTERS

AGE RANGE	STAR RATED LICENSE				
	1 STAR	2 STARS	3 STARS	4 STARS	5 STARS
Infants	\$128.33	\$185.00	\$150.79	\$158.50	\$168.40
Toddlers	\$125.00	\$175.00	\$147.49	\$154.63	\$166.50
2 year olds	\$118.75	\$136.50	\$134.31	\$139.30	\$152.83
3 year olds	\$110.00	\$131.50	\$125.69	\$131.29	\$142.69
4 & 5 year olds	\$108.50	\$130.50	\$123.25	\$129.62	\$140.96
School-age	\$119.13	\$81.50	\$99.41	\$101.93	\$96.61

AVERAGE FULL-TIME WEEKLY RATES BY STAR LICENSED FAMILY CHILD CARE HOMES

AGE RANGE	STAR RATED LICENSE				
	1 STAR	2 STARS	3 STARS	4 STARS	5 STARS
Infants	\$126.07	\$107.41	\$126.20	\$128.94	\$140.05
Toddlers	\$123.93	\$105.50	\$124.20	\$123.86	\$137.14
2 year olds	\$119.60	\$103.03	\$117.85	\$120.76	\$132.75
3 year olds	\$118.13	\$101.38	\$114.50	\$116.94	\$128.20
4 & 5 year olds	\$115.78	\$98.80	\$113.08	\$115.09	\$127.58
School-age	\$99.35	\$80.39	\$93.77	\$100.52	\$111.92

Source: Region 10 CCR&R NACCRRAware Database

Definitions:

Child Care Center - have a capacity of five or more children, with the capacity being determined by the available square footage and building, fire and safety standards. Most operate five or more hours per day, Monday through Friday. Children in centers are usually grouped by age.

Family Child Care Home (FCCH) - operated by individuals who provide care in their homes for two or more unrelated children. These programs offer a home-like setting. All FCCH must meet state regulations for the legal operation of a child care facility.

GS110-106 (church exempt) - operated by a church, synagogue, or school of religious charter. While exempt from licensure, they must file a notice of intent to operate a child care facility with the state. A religious sponsored child care facility must meet state licensing requirements with the following exceptions: staff qualifications, staff training, written activity plans and developmentally appropriate activity centers.

Head Start - offers comprehensive child development services to both economically disadvantaged and at risk three and four year old children, with a special focus on helping preschoolers develop early reading and math skills.

NC Pre-K (formerly More at Four) - a state-funded pre-kindergarten program that is narrowly targeted to at-risk four-year-olds. Its purpose is to provide an academic pre-kindergarten experience targeting at-risk children from low-income families who have not been served in any other formal program.

Preschool/Part-Day Program - operates for four hours or less per day serving children between the ages of 0-5 years. Programs

typically follow the same calendar year as the public school system and are exempt from following state licensing guidelines.

School-age Program – serves school-age children (5 years of age and up). Hours of operation are either before and/or after school, during school holidays and vacations. Family child care homes, child care centers and schools typically offer this type of care. Programs that operate for four hours or less per day are exempt from following state licensing guidelines.

Summer Camp - generally designed for school-age children and operates during the day for less than four months. They may be offered by child care centers, colleges, recreation sites, faith-based groups, or other sponsoring organizations. This type of program is exempt from state licensure.



Located in Forsyth County Work Family Resource Center is the Lead Agency for Region 10 which is comprised of Alleghany, Ashe, Davidson, Davie, Forsyth, Stokes, Surry, Wilkes & Yadkin counties.

Note: All statistics reported in this document are the most current available or otherwise stated.

For additional information on the supply and demand for child care in Region 10 you may contact, Valerie LeGrand, Region 10 Consumer Education and Outreach Coordinator at 336-761-5100 or vlegrand@workfamilyresource.org.