

Forsyth County 2012/2013 Child Care Profile

530 N. Spring Street, Winston-Salem, NC 27101 • 336-761-5100 • Toll Free 1-800-937-7610
 mail@workfamilyresource.org • www.workfamilyresource.org

OUR COMMUNITY

TOTAL POPULATION	2011
Total Population – all ages	354,952

Source: US Census 2011 ACS 1-Year Estimates – Table B01003

NUMBER OF CHILDREN BY AGE	2011	
	NUMBER	PERCENT
Birth – 2 Years	13,872	24.1%
3 – 4 Years	9,857	17.1%
5 Years	4,564	7.9%
6 – 11 Years	29,235	50.8%
Total	*57,528	100.0%

Source: US Census 2011 ACS 1-Year Estimates – Table B09001

CHILDREN UNDER 6 BY EMPLOYMENT STATUS OF PARENTS	2011	
	NUMBER	PERCENT
Total number of children under 6	**27,372	100%
Living with 2 parents	15,215	55.6%
Both parents working	7,610	50.0%
One parent working	7,162	47.1%
Living with mother only	11,031	40.3%
Mother working	8,287	75.1%
Living with father only	1,126	4.1%
Father working	1,126	100.00%
Total children with working parents	24,185	88.4%
Total children with all parents in family in labor force	17,023	62.2%

Source: US Census 2011 ACS 1-Year Estimates – Table B23008

Children up to age 11 (57,528*) make up 16.2% of the total population in Forsyth County (354,952). Of the children under 6 years of age (27,372**) a large percentage 44.4% (12,157) live in single parent households. Sixty-one percent 61% (16,575) live in households with only one working parent.

The median household income in Forsyth County is \$42,911. This was \$2,239 below the median household income for the state of North Carolina (\$45,150) and \$8,460 less than the nation's (\$51,371) median household income.

In July of 2012 the unemployment rate for Forsyth County was 9.6% as compared to 9.6% for the state of North Carolina and 8.2% for the United States. The unemployment rate decreased to 8.8% in July of 2013 for Forsyth County.

In 2011, the number of individuals living in Forsyth County at or below the poverty level was 65,038¹ representing 18.3% of the total population. Thirty-four percent (34%) or 19,487 of Forsyth County's children 11 years of age and under (57,528) live in poverty while the same poverty rate for North Carolina was 24.3% and 21.3% for the United States.

¹ Reference: US Census 2011 ACS 1-Year Estimates – Table B17001.



HOUSEHOLD INCOME	2011	
	NUMBER	PERCENT
Total households	138,511	100.00%
Less than \$10,000	12,144	8.8%
\$10,000 to \$14,999	7,249	5.2%
\$15,000 to \$24,999	19,265	13.9%
\$25,000 to \$34,999	18,406	13.3%
\$35,000 to \$49,999	21,045	15.2%
\$50,000 to \$74,999	23,160	16.7%
\$75,000 and higher	37,242	26.9%

Source: US Census 2011 ACS 1-Year Estimates – Table B19001

MEDIAN HOUSEHOLD INCOME AND LIVING INCOME STANDARD	2011
	NUMBER
Median Household Income*	\$42,911
Living Income Standard**	\$47,000

Source: *US Census 2011 ACS 1-Year Estimates – Table B19013 / **2010 North Carolina Justice Center

CHILDREN LIVING BELOW POVERTY LEVEL	2011
	NUMBER
Under age 5	9,170
Age 5	1,312
Age 6 - 11	9,005

Source: US Census 2011 ACS 1-Year Estimates – Table B17001

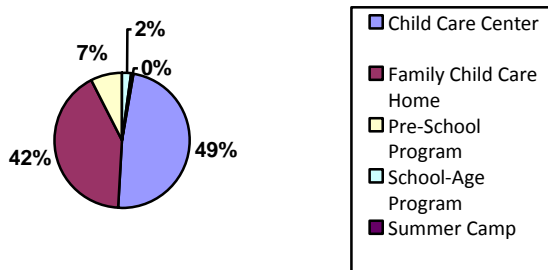
REQUESTS FOR CHILD CARE



TYPE OF CARE

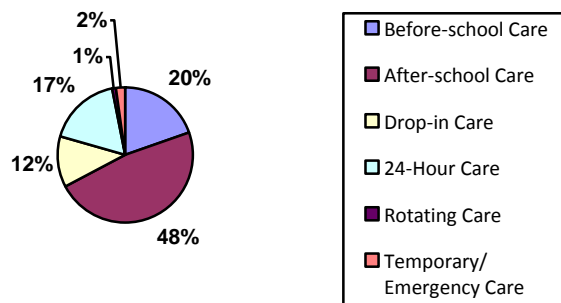
During the 2012-2013 fiscal year, WFRC provided child care resource and referrals services to 1,511 families and 1,712 children.

TRADITIONAL CARE REQUESTED



Note: Percentages are based on the number of children.
Source: Region 10 CCR&R NACCRRAware Database

NON-TRADITIONAL CARE REQUESTED



Note: Percentages are based on the number of children.
Source: Region 10 CCR&R NACCRRAware Database

SCHEDULE OF CARE REQUESTED	2012 – 2013	
	NUMBER	PERCENT
Full-time (Full day, Full week)	1,447	95.8%
Part-time (Part day and/or part week)	41	2.7%
Both	23	1.5%
Total	1,511	100%

Note: Totals based on number of children.
Source: Region 10 CCR&R NACCRRAware Database

AGE

Infant care represented 53.1% of the requests for child care, while preschool age care totaled 33.2% and school age care came in at 13.7% of the total referrals made during the fiscal year by WFRC.

Age Care Requested



AGE OF CARE REQUESTED	2012 – 2013	
	NUMBER	PERCENT
Infant-Toddler (0-3 years)	909	53.1%
Preschool (3-5 years)	569	33.2%
School-age (5-12 years)	234	13.7%
Total	1,712	100%

Source: Region 10 CCR&R NACCRRAware Database.

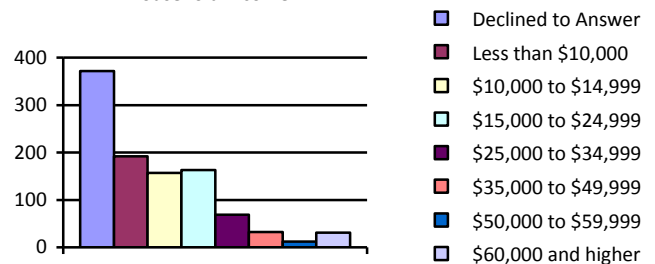
LANGUAGE

CHILDREN WHOSE FAMILIES RECEIVED REFERRALS AND LANGUAGE SPOKEN	2012 – 2013	
	NUMBER	PERCENT
Total number of children whose families received referrals	1,712	100.0%
Referrals in English	1,597	93.3%
Referrals in 2 nd most common Language*	115	6.7%

Note: *2nd most common language is Spanish
Source: Region 10 CCR&R NACCRRAware Database.

FAMILY INCOME

Household Income



HOUSEHOLD INCOME OF FAMILIES SERVED	2012 – 2013	
	NUMBER	PERCENT
Total Households	1,028	63.8%
Declined to Answer	372	36.2%
Less than \$10,000	192	18.7%
\$10,000 to \$14,999	157	15.3%
\$15,000 to \$24,999	163	15.9%
\$25,000 to \$34,999	69	6.7%
\$35,000 to \$49,999	32	3.1%
\$50,000 to \$59,999	12	1.2%
\$60,000 and higher	31	3.0%

Source: Region 10 CCR&R NACCRRAware Database

EARLY LEARNING ENVIRONMENTS

The tables below provide insight into the star rated license, the types of care available and the cost of care available across our community.

QUALITY OF CHILD CARE

The quality of a child care program sets the stage for successful early learning and life-long achievements. The Division of Child Development and Early Education, North Carolina's regulatory agency for child care, created the Five Star Rated Licensing System as a tool to assist families with identifying quality child care.

A one star license indicates a child care program meets North Carolina's minimum standards to be licensed. Two to five stars indicate a program has met higher standards.



CAPACITY OF LICENSED PROGRAMS			
TYPE OF CARE	MAXIMUM LICENSED SPACES	NUMBER OF CHILDREN ENROLLED	CURRENT AVAILABLE CAPACITY
Centers	14,403	6,858	7,545
Family Child Care Homes	2,317	830	1,487

LICENSE TYPE	LICENSED CHILD CARE CENTERS			
	PROGRAMS		ENROLLMENT	
	NUMBER	PERCENT	NUMBER	PERCENT
GS110	16	14.8%	1,227	17.8%
Temp/Prov.	2	1.8%	123	1.7%
One Star	4	3.7%	274	3.9%
Three Stars	26	24.0%	1,260	18.3%
Four Stars	31	28.7%	2,057	29.9%
Five Stars	29	26.8%	1,917	27.9%
Total	110	100%	7,041	100%

LICENSE TYPE	LICENSED FAMILY CHILD CARE HOMES			
	PROGRAMS		ENROLLMENT	
	NUMBER	PERCENT	NUMBER	PERCENT
One Star/Temp.	13	12.0%	72	8.5%
Two Stars	8	7.4%	49	5.9%
Three Stars	36	33.3%	272	32.7%
Four Stars	26	24.0%	200	24.0%
Five Stars	25	23.1%	237	28.5%
Total	125	100%	944	100%

Source: DCDEE Child Care Statistical Detail Report – July 2013

TYPES OF CHILD CARE

There are numerous types of child care options available in our county allowing the specific needs of each child/family to be met.

TYPE OF CARE*	NUMBER
Child Care Centers	106
Family Child Care Homes	108
GS110-106	16
Part-day Preschools	43
School-age Programs	66
Head Start	13
NC Pre-K	24
Summer Camps	224

*Note: NCPK, Head Start and GS-110 may be duplicated under other types of care. All numbers include licensed and legally operating facilities.

Source: Region 10 CCR&R NACCRRAware Database

COST OF CHILD CARE

The cost of child care varies depending on the age of the child being placed in care, the type of care selected, its license type, and the duration of care needed.

AVERAGE WEEKLY AND ANNUAL RATES BY LICENSED CHILD CARE

AGE RANGE	CHILD CARE CENTERS		FAMILY CHILD CARE HOMES	
	WEEKLY	ANNUAL	WEEKLY	ANNUAL
Infants	\$155.05	\$8,056.40	\$132.85	\$6,902.89
Toddlers	\$151.76	\$7,885.45	\$128.74	\$6,689.33
2 year olds	\$138.43	\$7,192.82	\$123.13	\$6,397.83
3 year olds	\$129.13	\$6,709.59	\$119.72	\$6,220.65
4 & 5 year olds	\$126.43	\$6,569.30	\$117.70	\$6,115.69
School-age	\$100.08	\$5,200.16	\$100.60	\$5,227.18

AVERAGE FULL-TIME WEEKLY RATES BY STAR LICENSED CHILD CARE CENTERS

AGE RANGE	STAR RATED LICENSE				
	1 STAR	2 STARS	3 STARS	4 STARS	5 STARS
Infants	\$100.00	N/A	\$149.45	\$159.04	\$173.92
Toddlers	\$100.00	N/A	\$145.06	\$156.89	\$169.14
2 year olds	\$100.00	N/A	\$130.82	\$141.69	\$157.07
3 year olds	\$100.00	N/A	\$121.26	\$133.72	\$140.56
4 & 5 year olds	\$99.50	N/A	\$115.27	\$130.06	\$143.34
School-age	\$100.00	N/A	\$95.44	\$108.03	\$107.98

AVERAGE FULL-TIME WEEKLY RATES BY STAR LICENSED FAMILY CHILD CARE HOMES

AGE RANGE	STAR RATED LICENSE				
	1 STAR	2 STARS	3 STARS	4 STARS	5 STARS
Infants	\$141.08	\$113.57	\$127.23	\$131.36	\$144.00
Toddlers	\$135.00	\$113.57	\$122.98	\$126.73	\$139.62
2 year olds	\$126.61	\$113.57	\$116.16	\$122.02	\$134.26
3 year olds	\$125.00	\$113.57	\$112.29	\$119.41	\$129.22
4 & 5 year olds	\$116.25	\$112.86	\$110.16	\$118.15	\$128.57
School-age	\$93.09	\$94.17	\$92.40	\$105.52	\$111.79

Definition: n/a programs that do not have indicated license type or rates were not available at time of printing. Source: Region 10 CCR&R NACCRRAware Database



School-age Program – serves school-age children (5 years of age and up). Hours of operation are either before and/or after school, during school holidays and vacations. Family child care homes, child care centers and schools typically offer this type of care. Programs that operate for four hours or less per day are exempt from following state licensing guidelines.

Summer Camp - generally designed for school-age children and operates during the day for less than four months. They may be offered by child care centers, colleges, recreation sites, faith-based groups, or other sponsoring organizations. This type of program is exempt from state licensure.



Located in Forsyth County, Work Family Resource Center is the Lead Agency for Region 10 which is comprised of Alleghany, Ashe, Davidson, Davie, Forsyth, Stokes, Surry, Wilkes & Yadkin counties.

Note: All statistics reported in this document are the most current available or otherwise stated.

For additional information on the supply and demand for child care in Region 10 you may contact, Donna Bell, Region 10 Consumer Education and Outreach Coordinator at 336-761-5100 or dbell@workfamilyresource.org.

Definitions:

Child Care Center - have a capacity of five or more children, with the capacity being determined by the available square footage and building, fire and safety standards. Most operate five or more hours per day, Monday through Friday. Children in centers are usually grouped by age.

Family Child Care Home (FCCH) - operated by individuals who provide care in their homes for two or more unrelated children. These programs offer a home-like setting. All FCCH must meet state regulations for the legal operation of a child care facility.

GS110-106 (church exempt) - operated by a church, synagogue, or school of religious charter. While exempt from licensure, they must file a notice of intent to operate a child care facility with the state. A religious sponsored child care facility must meet state licensing requirements with the following exceptions: staff qualifications, staff training, written activity plans and developmentally appropriate activity centers.

Head Start - offers comprehensive child development services to both economically disadvantaged and at-risk three and four year old children, with a special focus on helping preschoolers develop early reading and math skills.

NC Pre-K (formerly More at Four) - a state-funded pre-kindergarten program that is narrowly targeted to at-risk four-year-olds. Its purpose is to provide an academic pre-kindergarten experience targeting at-risk children from low-income families who have not been served in any other formal program.

Preschool/Part-Day Program - operates for four hours or less per day serving children between the ages of 0-5 years. Programs typically follow the same calendar year as the public school system and are exempt from following state licensing guidelines.

