

# Forsyth County 2014/2015 Child Care Profile

530 North Spring Street, Winston-Salem, NC 27101 • 336-761-5100 • mail@workfamilyresource.org • www.workfamilyresource.org

## OUR COMMUNITY

TOTAL POPULATION	2013
<b>Total Population – all ages</b>	<b>361,220</b>

Source: US Census 2013 ACS 1-Year Estimates – Table B01003

NUMBER OF CHILDREN BY AGE	2013	
	NUMBER	PERCENT
Birth – 2 Years	12,871	22.4%
3 – 4 Years	10,633	18.5%
5 Years	6,280	10.9%
6 – 11 Years	27,617	48.1%
<b>Total</b>	<b>*57,401</b>	<b>100.0%</b>

Source: US Census 2013 ACS 1-Year Estimates – Table B09001

CHILDREN UNDER 6 BY EMPLOYMENT STATUS OF PARENTS	2013	
	NUMBER	PERCENT
<b>Total number of children under 6</b>	<b>**29,200</b>	<b>100.0%</b>
Living with 2 parents	17,062	58.4%
Both parents working	9,325	54.7%
One parent working	7,243	42.5%
Living with mother only	10,259	35.1%
Mother working	6,624	64.6%
Living with father only	1,879	6.4%
Father working	1,691	90.0%
<b>Total children with working parents</b>	<b>24,883</b>	<b>85.2%</b>
<b>Total children with all parents in family in labor force</b>	<b>17,640</b>	<b>60.4%</b>

Source: US Census 2013 ACS 1-Year Estimates – Table B23008

Children up to age 11 (\*57,401) make up 15.9% of the total population in Forsyth County (361,220). Of the children under 6 years of age (\*\*29,200) a large percentage 41.5% (12,138) live in single parent households. Fifty-three percent (15,558) live in households with only one working parent.

The median household income in Forsyth County is \$45,580. This is \$326 below the median household income for the state of North Carolina (\$45,906)<sup>1</sup> and \$6,670 less than the nation's (\$52,250)<sup>1</sup> median household income.

In July of 2014 the unemployment rate for Forsyth County was 6.7%<sup>2</sup> as compared to 6.5%<sup>2</sup> for the state of North Carolina and 6.2%<sup>2</sup> for the United States. The unemployment rate decreased to 6.2%<sup>2</sup> in July of 2015 for Forsyth County.

In 2013, the number of individuals living in Forsyth County below the poverty level was 73,006<sup>3</sup> representing 20.2% of the total population. 35.5% or 20,404 of Forsyth County's children 11 years of age and under (\*57,401) live in poverty while the same poverty rate for North Carolina is 26.1%<sup>4</sup> and 23.1%<sup>4</sup> for the United States.

<sup>1</sup> Source: US Census 2013 ACS 1-Year Estimates – Table B19013

<sup>2</sup> Source: NC Division of Employment Security – July 14/15 Employment Figures

<sup>3</sup> Source: US Census 2013 ACS 1-Year Estimates – Table B17001

<sup>4</sup> Source: US Census 2013 ACS 1-Year Estimates – Tables B09001 and B17001



HOUSEHOLD INCOME	2013	
	NUMBER	PERCENT
<b>Total households</b>	<b>142,991</b>	<b>100.0%</b>
Less than \$10,000	13,135	9.2%
\$10,000 to \$14,999	7,900	5.5%
\$15,000 to \$24,999	19,091	13.4%
\$25,000 to \$34,999	19,037	13.3%
\$35,000 to \$49,999	17,103	12.0%
\$50,000 to \$74,999	25,849	18.1%
\$75,000 and higher	40,876	28.6%

Source: US Census 2013 ACS 1-Year Estimates – Table B19001

MEDIAN HOUSEHOLD INCOME AND LIVING INCOME STANDARD	2013* / 2014**
	NUMBER
Median Household Income*	\$45,580
Living Income Standard**	\$47,359

Source: \*US Census 2013 ACS 1-Year Estimates – Table B19013 / \*\*2014 North Carolina Justice Center - LIS

CHILDREN LIVING BELOW POVERTY LEVEL	2013
	NUMBER
Under age 5	9,999
Age 5	2,420
Age 6 - 11	7,985

Source: US Census 2013 ACS 1-Year Estimates – Table B17001

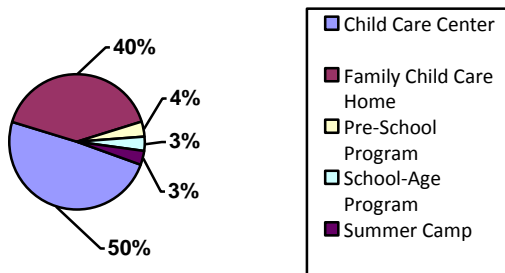
## REQUESTS FOR CHILD CARE



### TYPE OF CARE

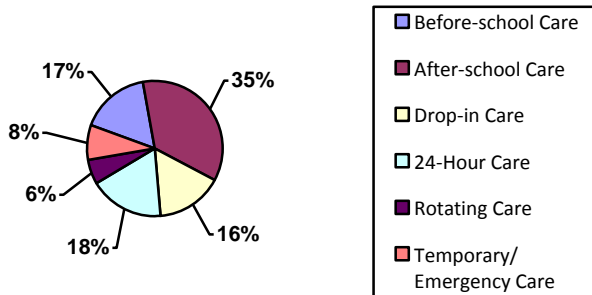
During the 14-15 fiscal year, WFRC provided child care resource and referrals services to 1,308 families and 1,783 children in Forsyth Co.

### TRADITIONAL CARE REQUESTED



Note: Percentages are based on the number of requests, not the number of children  
Source: Region 10 CCR&R NACCRRAware Database

### NON-TRADITIONAL CARE REQUESTED



Note: Percentages are based on the number of requests, not the number of children  
Source: Region 10 CCR&R NACCRRAware Database

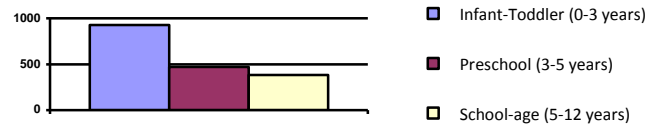
SCHEDULE OF CARE REQUESTED	2014 – 2015	
	NUMBER	PERCENT
Full-time (Full day, Full week)	1,628	91.3%
Part-time (Part day and/or part week)	104	5.8%
Both	51	2.9%
<b>Total</b>	<b>1,783</b>	<b>100.0%</b>

Note: Totals based on number of children  
Source: Region 10 CCR&R NACCRRAware Database

## AGE

Infant care represented 52.0% of the requests for child care, while preschool-age care totaled 26.5% and school-age care came in at 21.5% of the total referrals made during the fiscal year by WFRC.

### Age Care Requested



AGE OF CARE REQUESTED	2014 – 2015	
	NUMBER	PERCENT
Infant-Toddler (0-3 years)	927	52.0%
Preschool (3-5 years)	472	26.5%
School-age (5-12 years)	384	21.5%
<b>Total</b>	<b>1,783</b>	<b>100.0%</b>

Source: Region 10 CCR&R NACCRRAware Database

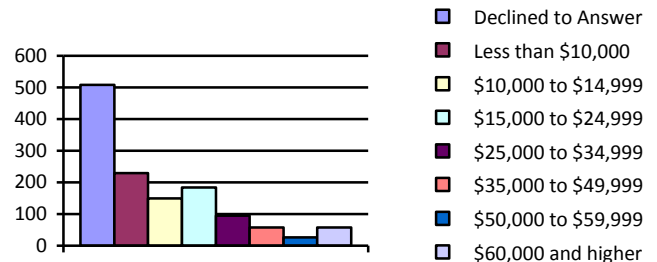
## LANGUAGE

CHILDREN WHOSE FAMILIES RECEIVED REFERRALS AND LANGUAGE SPOKEN	2014 – 2015	
	NUMBER	PERCENT
<b>Total number of children whose families received referrals</b>	<b>1,783</b>	<b>100.0%</b>
Referrals in English	1,680	94.2%
Referrals in 2 <sup>nd</sup> most common Language*	103	5.8%

Note: \*2<sup>nd</sup> most common language is Spanish  
Source: Region 10 CCR&R NACCRRAware Database

## FAMILY INCOME

### Household Income



HOUSEHOLD INCOME OF FAMILIES SERVED	2014 – 2015	
	NUMBER	PERCENT
<b>Total Households</b>	<b>1,308</b>	<b>100.0%</b>
Declined to Answer	508	38.8%
Less than \$10,000	229	17.5%
\$10,000 to \$14,999	150	11.5%
\$15,000 to \$24,999	184	14.1%
\$25,000 to \$34,999	95	7.3%
\$35,000 to \$49,999	58	4.4%
\$50,000 to \$59,999	26	2.0%
\$60,000 and higher	58	4.4%

Source: Region 10 CCR&R NACCRRAware Database

## QUALITY OF CHILD CARE

The quality of a child care program sets the stage for successful early learning and life-long achievements. The Division of Child Development and Early Education (DCDEE), North Carolina's regulatory agency for child care, created the Five Star Rated Licensing System as a tool to assist families with identifying quality child care. A one star license indicates a child care program meets North Carolina's minimum standards to be licensed. Two to five stars indicate a program has met higher standards.



The tables below provide insight into the star rated license, the types of care available and the cost of care available across our community.

### CAPACITY OF LICENSED PROGRAMS

TYPE OF CARE	MAXIMUM LICENSED SPACES (all shifts combined)	NUMBER OF CHILDREN ENROLLED (all shifts combined)	CURRENT AVAILABLE SPACES (all shifts combined)
Family Child Care Homes	2,120	784	1,336

Source: DCDEE Child Care Statistical Detail Report – June 2015

LICENSE TYPE	LICENSED CHILD CARE CENTERS			
	PROGRAMS		LICENSED CAPACITY (1 <sup>ST</sup> SHIFT ONLY)	
	NUMBER	PERCENT	NUMBER	PERCENT
GS-110	17	15.7%	2,200	20.5%
One Star	2	1.9%	297	2.8%
Two Stars	0	0.0%	0	0.0%
Three Stars	17	15.7%	1,062	9.9%
Four Stars	30	27.8%	3,492	32.6%
Five Stars	40	37.0%	3,630	33.9%
Temporary	1	0.9%	24	0.2%
Provisional	1	0.9%	12	0.1%
<b>Total</b>	<b>108</b>	<b>100.0%</b>	<b>10,717</b>	<b>100.0%</b>

Source: Region 10 NACCRRAware Database

LICENSE TYPE	LICENSED FAMILY CHILD CARE HOMES			
	PROGRAMS		LICENSED CAPACITY (1 <sup>ST</sup> SHIFT ONLY)	
	NUMBER	PERCENT	NUMBER	PERCENT
One Star	10	9.9%	80	9.9%
Two Stars	7	6.9%	56	6.9%
Three Stars	30	29.7%	240	29.7%
Four Stars	30	29.7%	240	29.7%
Five Stars	24	23.8%	192	23.8%
<b>Total</b>	<b>101</b>	<b>100.0%</b>	<b>808</b>	<b>100.0%</b>

Source: Region 10 NACCRRAware Database

## TYPES OF CHILD CARE

There are numerous types of child care options available in our county allowing the specific needs of each child/family to be met.

TYPE OF CARE	NUMBER
Child Care Centers (Licensed)	108
Family Child Care Homes (Licensed)	101
Part-Day Preschools (Unlicensed)	41
School-Age Programs* (3 Licensed, 76 Unlicensed)	79
Head Start Programs* (Licensed)	12
NC Pre-K Programs* (Licensed)	31
Summer Camps^ (3 Licensed, 385 Unlicensed)	388

Source: Region 10 NACCRRAware Database

\*Licensed School-Age Programs/Head Start/NCPK/Summer Camp sites are included in the Child Care Center count

^Summer Camps include camps which last the whole summer, as well as, short-term specialty camps which last one or two weeks.

## COST OF CHILD CARE

The cost of child care varies depending on the age of the child being placed in care, the type of care selected, its license type, and the duration of care needed.

### AVERAGE WEEKLY AND ANNUAL RATES BY LICENSED CHILD CARE

AGE RANGE	CHILD CARE CENTERS		FAMILY CHILD CARE HOMES	
	WEEKLY	ANNUAL	WEEKLY	ANNUAL
Infants	\$163.47	\$8,493.90	\$139.62	\$7,254.66
Toddlers	\$159.09	\$8,266.32	\$135.28	\$7,029.15
2 year olds	\$146.58	\$7,616.30	\$131.15	\$6,814.55
3 year olds	\$137.58	\$7,148.66	\$129.53	\$6,730.38
4 & 5 year olds	\$135.65	\$7,048.37	\$128.37	\$6,670.11
School-age	\$120.80	\$6,276.77	\$115.33	\$5,992.55

Source: Region 10 CCR&R NACCRRAware Database

### AVERAGE FULL-TIME WEEKLY RATES BY STAR LICENSED CHILD CARE CENTERS

AGE RANGE	STAR RATED LICENSE				
	1 STAR	2 STARS	3 STARS	4 STARS	5 STARS
Infants	\$125.00	N/A	\$153.01	\$171.13	\$177.53
Toddlers	\$125.00	N/A	\$149.76	\$164.73	\$174.94
2 year olds	\$125.00	N/A	\$135.67	\$152.07	\$161.81
3 year olds	\$125.00	N/A	\$128.81	\$140.56	\$151.05
4 & 5 years	\$125.00	N/A	\$125.98	\$138.45	\$149.00
School-age	\$125.00	N/A	\$119.69	\$124.98	\$133.55

Source: Region 10 CCR&R NACCRRAware Database

### AVERAGE FULL-TIME WEEKLY RATES BY STAR LICENSED FAMILY CHILD CARE HOMES

AGE RANGE	STAR RATED LICENSE				
	1 STAR	2 STARS	3 STARS	4 STARS	5 STARS
Infants	\$145.00	\$118.57	\$131.98	\$139.11	\$154.18
Toddlers	\$138.89	\$118.57	\$126.39	\$134.10	\$151.66
2 year olds	\$137.78	\$118.57	\$120.96	\$130.04	\$146.69
3 year olds	\$136.67	\$118.57	\$120.77	\$126.86	\$144.35
4 & 5 years	\$131.60	\$117.86	\$119.96	\$125.66	\$144.04
School-age	\$120.71	\$106.00	\$104.71	\$114.78	\$130.75

Source: Region 10 CCR&R NACCRRAware Database

Definition: N/A programs that do not have indicated license type or rates were not available at time of printing.



**School-age Program** – serves school-age children (5 years of age and up). Hours of operation are either before and/or after school, during school holidays and vacations. Family child care homes, child care centers and schools typically offer this type of care. Programs that operate for four hours or less per day are exempt from following state licensing guidelines.

**Summer Camp** - generally designed for school-age children and operates during the day for less than four months. They may be offered by child care centers, colleges, recreation sites, faith-based groups, or other sponsoring organizations. This type of program is exempt from state licensure.



Located in Forsyth County, Work Family Resource Center is the Lead Agency for Region 10 which is comprised of Alleghany, Ashe, Davidson, Davie, Forsyth, Stokes, Surry, Wilkes & Yadkin counties.

*Note: All statistics reported in this document are the most current available or otherwise stated.*

For additional information on the supply and demand for child care in Region 10 you may contact, Donna Bell, Region 10 Consumer Education and Outreach Coordinator at 336-761-5100 ext. 1004 or at [dbell@workfamilyresource.org](mailto:dbell@workfamilyresource.org).

## Definitions:

**Child Care Center** - have a capacity of five or more children, with the capacity being determined by the available square footage and building, fire and safety standards. Most operate five or more hours per day, Monday through Friday. Children in centers are usually grouped by age.

**Family Child Care Home (FCCH)** - operated by individuals who provide care in their homes for two or more unrelated children. These programs offer a home-like setting. All FCCH must meet state regulations for the legal operation of a child care facility.

**GS110-106 (church exempt)** - operated by a church, synagogue, or school of religious charter. While exempt from licensure, they must file a notice of intent to operate a child care facility with the state. A religious sponsored child care facility must meet state licensing requirements with the following exceptions: staff qualifications, staff training, written activity plans and developmentally appropriate activity centers.

**Head Start** - offers comprehensive child development services to both economically disadvantaged and at risk three and four year old children, with a special focus on helping preschoolers develop early reading and math skills.

**NC Pre-K (formerly More at Four)** - a state-funded pre-kindergarten program that is narrowly targeted to at-risk four-year-olds. Its purpose is to provide an academic pre-kindergarten experience targeting at-risk children from low-income families who have not been served in any other formal program.

**Preschool/Part-Day Program** - operates for four hours or less per day serving children between the ages of 0-5 years. Programs typically follow the same calendar year as the public school system and are exempt from following state licensing guidelines.

