

Forsyth County 2009/2010 Child Care Profile

530 N. Spring Street, Winston-Salem, NC 27101 • 336-761-5100 • Toll Free 1-800-937-7610
 mail@workfamilyresource.org • www.workfamilyresource.org

OUR COMMUNITY

TOTAL POPULATION	2010
Total Population – all ages	361,444

Source: Office of State Budget Management July 2010 County/State Population Projections

NUMBER OF CHILDREN BY AGE	2010	
	NUMBER	PERCENT
Birth – 2 Years	15,072	22.4%
3 – 4 Years	9,968	14.8%
5 Years	4,732	7.0%
6 – 12 Years	37,652	55.8%
Total	67,424	100.0%

Source: Office of State Budget Management July 2010 County/State Population Projections

CHILDREN UNDER 6 BY EMPLOYMENT STATUS OF PARENTS	2008	
	NUMBER	PERCENT
Total number of children under 6	28,219	100%
Living with 2 parents	16,182	57.3%
Both parents working	10,214	63.1%
One parent working	5,752	35.5%
Living with mother only	10,401	36.9%
Mother working	7,555	72.6%
Living with father only	2,388	8.5%
Father working	2,203	92.3%
Total children with working parents	25,724	91.2%
Total children with all parents in family in labor force	19,972	70.8%


Source: 2008 American Community Survey 1-year Estimates

Infant, toddler, pre-school and school-age children up to age 12 make up 19% of the total population in Forsyth county (361,444). Large percentages (55%) of children under 6 years of age live in households with only one working parent. 45% live in single parent households.

The median household income in Forsyth county is \$46,912. This is a 0.7% increase from the median household income for the state of North Carolina (\$46,549) and a 10.9% decrease from the nation's (\$52,029) median household income.

The poverty rate for Forsyth County was 16.5% in 2009, while the state of North Carolina's rate was 16.2% compared to 14.3% for the Nation. 26.4% of Forsyth County's children under the age of 6 live in poverty.

In July of 2010 the unemployment rate for Forsyth County was 9.5% compared to 10% for the state of North Carolina and 9.7% for the United States.



HOUSEHOLD INCOME	2008	
	NUMBER	PERCENT
Total households	11,122	8.2%
Less than \$10,000	6,742	5.0%
\$10,000 to \$14,999	16,359	12.1%
\$15,000 to \$24,999	15,568	11.5%
\$25,000 to \$34,999	21,883	16.1%
\$35,000 to \$49,999	24,438	18.0%
\$50,000 to \$74,999	39,607	29.2%
\$75,000 and higher	11,122	8.2%

Source: 2008 American Community Survey 1-Year Estimates

MEDIAN HOUSEHOLD INCOME AND POVERTY LEVEL	2008
	NUMBER
Median Household Income*	46,912
Poverty Level**	16.5%

Source: *2008 American Community Survey 1-Year Estimates, **USDA 2009 County-Level Poverty Rates

CHILDREN LIVING BELOW POVERTY LEVEL	2008
	NUMBER
Under age 5	6,756
Age 5	1,101
Age 6 - 11	5,964

Source: 2008 American Community Survey 1-Year Estimates

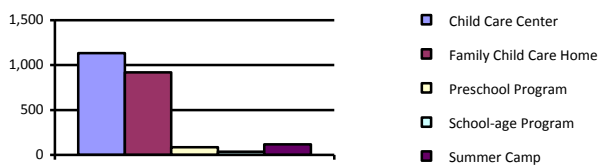
REQUESTS FOR CHILD CARE



TYPE OF CARE

During the 2009-2010 fiscal year, WFRC provided child care resource and referrals services to 1692 families.

Care Requested



TRADITIONAL CARE REQUESTED	2009 - 2010	
	NUMBER	PERCENT
Child Care Center	1,133	49.4%
Family Child Care Home	919	40.1%
Preschool Program	86	3.8%
School-age Program	37	1.6%
Summer Camp	118	5.1%
Total	2,293	100%

NON-TRADITIONAL CARE REQUESTED	2009 - 2010	
	NUMBER	PERCENT
Before-school Care	90	33.3%
After-school Care	135	50.0%
Drop-in Care	13	4.8%
24-Hour Care	10	3.7%
Rotating Care	17	6.3%
Temporary/Emergency Care	5	1.9%
Total	270	100%

Note: Totals will be based on the number of requests.
Source: Region 10 CCR&R NACCRRAware Database

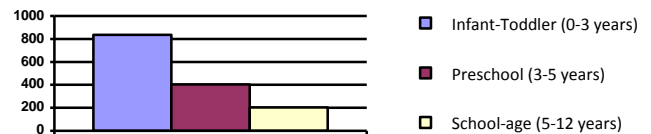
SCHEDULE OF CARE REQUESTED	2009 - 2010	
	NUMBER	PERCENT
Full-time (Full day, Full week)	1,236	96.0%
Part-time (Part day and/or part week)	44	3.4%
Both	7	0.5%
Total	1,287	100%

Note: Totals based on number of children.
Source: Region 10 CCR&R NACCRRAware Database

AGE

Infant care represented 58 % of the requests for child care, while preschool age care totaled 28 % and school age care came in at 14 % of the total referrals made during the fiscal year by WFRC.

Age Care Requested



AGE OF CARE REQUESTED	2009 - 2010	
	NUMBER	PERCENT
Infant-Toddler (0-3 years)	837	58.0%
Preschool (3-5 years)	404	28.0%
School-age (5-12 years)	202	14.0%
Total	1,443	100%

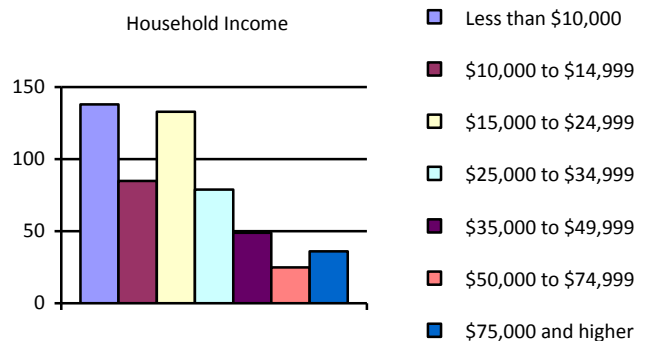
Source: Region 10 CCR&R NACCRRAware Database.

LANGUAGE

CHILDREN WHOSE FAMILIES RECEIVED REFERRALS AND LANGUAGE SPOKEN	2009 - 2010	
	NUMBER	PERCENT
Total number of children whose families received referrals	1,524	100.0%
Referrals in English	1,352	88.7%
Referrals in 2 nd most common Language*	172	11.3%

Note: *2nd most common language is Spanish
Source: Region 10 CCR&R NACCRRAware Database.

FAMILY INCOME



HOUSEHOLD INCOME OF FAMILIES SERVED	2009 - 2010	
	NUMBER	PERCENT
Total Households	545	100.0%
Less than \$10,000	138	25.3%
\$10,000 to \$14,999	85	15.6%
\$15,000 to \$24,999	133	24.4%
\$25,000 to \$34,999	79	14.5%
\$35,000 to \$49,999	49	9.0%
\$50,000 to \$74,999	25	4.6%
\$75,000 and higher	36	6.6%

Source: Region 10 CCR&R NACCRRAware Database

EARLY LEARNING ENVIRONMENTS

The tables below provide insight into the star rated license, the types of care available and the cost of care available across our community.

QUALITY OF CHILD CARE

The quality of a child care program sets the stage for successful early learning and life-long achievements.

The Division of Child Development, North Carolina's regulatory agency for child care, created the Five Star Rated Licensing System as a tool to assist families and individuals with identifying quality child care.

A one star license indicates a child care program meets North Carolina's minimum standards to be licensed.

Two to five star licenses indicate a program has been evaluated for, and met, higher standards.

Sample NC Star Rated License

Shows the number of stars earned (shaded) out of the number of stars possible (blank)

Shows the name and physical location of the program

Shows how many points the program earned in each of the two components

Shows basic licensing information such as number of children allowed, ages allowed and any restrictions

STAR RATING	CHILD CARE CENTERS			
	PROGRAMS		LICENSED CAPACITY	
	NUMBER	PERCENT	NUMBER	PERCENT
One Star	16	12.2%	461	6.3%
Two Stars	6	8.1%	462	6.3%
Three Stars	20	27.0%	1,381	18.9%
Four Stars	25	29.7%	2933	40.2%
Five Stars	23	23.0%	2061	28.2%
Total	90	100%	7,298	100%

STAR RATING	FAMILY CHILD CARE HOMES			
	PROGRAMS		LICENSED CAPACITY	
	NUMBER	PERCENT	NUMBER	PERCENT
One Star	36	24.2%	285	23.0%
Two Stars	19	12.8%	152	12.2%
Three Stars	45	30.2%	360	29.0%
Four Stars	27	18.1%	268	21.6%
Five Stars	22	14.8%	176	14.2%
Total	149	100%	1,241	100%

Note: Includes star rated programs only.
Source: Region 10 CCR&R NACCRRARware Database

TYPES OF CHILD CARE

There are numerous types of child care options available allowing the specific needs of each child/family to be met.

TYPE OF CARE	NUMBER
Child Care Centers	97
Family Child Care Homes	162
GS110-106	20
Part-day Preschools	36
School-age Programs	55
Head Start	9
More at Four	31
Summer Camps	86

Note: Includes all licensed and legally operating facilities.
Source: Region 10 CCR&R NACCRRARware Database

COST OF CHILD CARE

The cost of child care varies depending on the child's age, type of care, license held, and duration of care needed.

AVERAGE WEEKLY AND ANNUAL RATES BY LICENSED CHILD CARE

AGE RANGE	CHILD CARE CENTERS		FAMILY CHILD CARE HOMES	
	WEEKLY	ANNUAL	WEEKLY	ANNUAL
Infants	\$145.00	\$7,540.00	\$119.00	\$6,188.00
Toddlers	\$140.00	\$7,280.00	\$116.00	\$6,032.00
2 year olds	\$126.00	\$6,552.00	\$113.00	\$5,876.00
3 year olds	\$119.00	\$6,188.00	\$110.00	\$5,720.00
4 & 5 year olds	\$118.00	\$6,136.00	\$108.00	\$5,616.00
School-age	\$95.00	\$4,940.00	\$93.00	\$4,836.00

AVERAGE FULL-TIME WEEKLY RATES BY STAR LICENSED CHILD CARE CENTERS

AGE RANGE	STAR RATED LICENSE				
	1 STAR	2 STARS	3 STARS	4 STARS	5 STARS
Infants	\$126.00	\$129.00	\$145.00	\$153.00	\$165.00
Toddlers	\$123.00	\$127.00	\$139.00	\$147.00	\$157.00
2 year olds	\$111.00	\$100.00	\$128.00	\$139.00	\$147.00
3 year olds	\$106.00	\$105.00	\$120.00	\$122.00	\$134.00
4 & 5 year olds	\$103.00	\$104.00	\$119.00	\$122.00	\$133.00
School-age	\$73.00	\$90.00	\$103.00	\$97.00	\$110.00

AVERAGE FULL-TIME WEEKLY RATES BY STAR LICENSED FAMILY CHILD CARE HOMES

AGE RANGE	STAR RATED LICENSE				
	1 STAR	2 STARS	3 STARS	4 STARS	5 STARS
Infants	\$111.00	\$107.00	\$124.00	\$121.00	\$130.00
Toddlers	\$109.00	\$107.00	\$119.00	\$118.00	\$127.00
2 year olds	\$104.00	\$103.00	\$115.00	\$115.00	\$124.00
3 year olds	\$102.00	\$102.00	\$109.00	\$113.00	\$122.00
4 & 5 year olds	\$100.00	\$102.00	\$108.00	\$111.00	\$121.00
School-age	\$93.00	\$87.00	\$93.00	\$95.00	\$97.00

Source: Region 10 CCR&R NACCRRARware Database

Definitions:

Child Care Center - independently operated or operate in schools, workplaces, individual homes (considered small centers), churches or synagogues. Most operate on a fixed schedule, eight or more hours per day, Monday through Friday. Children in centers are usually grouped by age. All centers must meet state regulations for the legal operation of a child care facility.

Family Child Care Home (FCCH) - operated by individuals who provide care in their homes for more than two children who are not related to them. These programs offer a home-like setting that provides the opportunity for siblings to stay together. All FCCH must meet state regulations for the legal operation of a child care facility.

GS110-106 - operated by a church, synagogue, or school of religious charter. While exempt from licensure, they must file a notice of intent to operate a child care facility with the state.

Head Start - offers comprehensive child development services to both economically disadvantaged and at risk three and four year old children, with a special focus on helping preschoolers develop early reading and math skills.

More at Four - a state-funded pre-kindergarten program that is narrowly targeted to at-risk four-year-olds. Its purpose is to provide an academic pre-kindergarten experience targeting at-risk children from low-income families who have not been served in any other formal program.

Preschool Program - operate for four hours or less per day serving children between the ages of 0-5 years. They typically operate on the same calendar year as the public school system. These programs are exempt from following state licensing guidelines.

School-age Program – serves school-age children and operate before and/or after school hours, during school holidays and vacations. Family child care homes, child care centers and schools typically offer this type of care. Programs that operate for four hours or less per day are exempt from following state licensing guidelines.

Summer Camp - generally designed for school-age children and operate during he day for less than four months. They may be offered by child care centers colleges, recreation sites, faith-based groups, or other sponsoring organizations. This type of program is exempt from state licensure.



Note: All statistics reported in this document are the most current available or otherwise stated.

For additional information on the supply and demand for child care in Forsyth County you may contact, Valerie LeGrand, Region 10 Database Specialist, Work Family Resource Center at 336-761-5100 or vlegrand@workfamilyresource.org.

Work Family Resource Center is the Lead CCR&R Agency for Region 10 including: Alleghany, Ashe, Davidson, Davie, Forsyth, Stokes, Surry, Wilkes & Yadkin counties.